

A Test for a Conjecture on the Nature of Attractors for Smooth Dynamical Systems

Georg A. Gottwald¹ and Ian Melbourne²

¹*School of Mathematics and Statistics, University of Sydney, Sydney 2006 NSW, Australia^{a)}*

²*Mathematics Institute, University of Warwick, Coventry, CV4 7AL, UK^{b)}*

(Dated: 28 March 2014)

Dynamics arising persistently in smooth dynamical systems ranges from regular dynamics (periodic, quasiperiodic) to strongly chaotic dynamics (Anosov, uniformly hyperbolic, nonuniformly hyperbolic modelled by Young towers). The latter include many classical examples such as Lorenz and Hénon-like attractors and enjoy strong statistical properties.

It is natural to conjecture (or at least hope) that most dynamical systems fall into these two extreme situations. We describe a numerical test for such a conjecture/hope and apply this to the logistic map where the conjecture holds by a theorem of Lyubich, and to the Lorenz-96 system in 40 dimensions where there is no rigorous theory. The numerical outcome is almost identical for both (except for the amount of data required) and provides evidence for the validity of the conjecture.

PACS numbers: 05.45.-a, 05.45.Pq, 05.45.Ac, 05.45.Jn

Keywords: regular and chaotic dynamics, nonuniform hyperbolicity, SRB measures, Gallavotti-Cohen chaotic hypothesis, Palis conjecture

A longstanding open problem in the theory of dynamical systems, that continues to be the subject of much discussion by mathematicians and physicists, is the question of what constitutes a typical dynamical system. An answer would not only constitute an immense theoretical advance within the theory of smooth dynamical systems, but would have a profound practical impact on our understanding and analysis of physical phenomena in the real world. In this work we formulate a conjecture on the nature of typical dynamical systems stating that they are either regular or chaotic in a way that assures good statistical properties such as existence of Sinai-Ruelle-Bowen (SRB) measures, exponential decay of correlations, large deviation principles as well as central limit theorems. Since the current state of the theory does not allow for a rigorous theoretical treatment of the conjecture, we devise a numerical test which we use to find corroborating evidence for the conjecture.

lar dynamics to very chaotic dynamics, including periodic sinks at one extreme and uniformly hyperbolic (Axiom A) attractors at the other extreme. The uniformly hyperbolic attractors of Smale⁴¹ generalise the Anosov diffeomorphisms and flows. (Smale's definition of uniformly hyperbolic includes the periodic case, but we shall abuse terminology and reserve the words "uniformly hyperbolic" for the nonperiodic case.)

Throughout this paper we are interested in both discrete time dynamical systems (noninvertible maps and diffeomorphisms) and continuous time systems (flows). Similar comments and results apply to both. However, our notation and definitions will be confined to the discrete case, where $f : \mathbb{R}^n \rightarrow \mathbb{R}^n$ is a smooth map with compact attractor $\Lambda \subset \mathbb{R}^n$. Our focus is primarily on dissipative systems, but the material goes over to Hamiltonian systems with the obvious modifications.

An important property of uniformly hyperbolic attractors is the existence of a *physical measure*, or *SRB measure* after Sinai, Ruelle and Bowen, which has the property that time averages converge to the space average for a set of initial conditions of positive volume (ie. positive Lebesgue measure). This is in contrast to the ergodic theorem for ordinary ergodic measures where the convergence takes place for a set that has full measure with respect to the ergodic measure which however is usually a set of zero volume (since the ergodic measure is supported on the attractor Λ which is usually of zero volume).

Definition 1.1 An ergodic measure μ supported on Λ is an *SRB measure* if there is a set B of positive volume such that

$$\lim_{n \rightarrow \infty} \frac{1}{n} \sum_{j=0}^{n-1} v(f^j x_0) = \int_{\Lambda} v d\mu,$$

1. INTRODUCTION

A central, but currently intractable, question in the theory of smooth deterministic dynamical systems is to understand the types of attractors for *typical* systems. A classification of attractors would range from very regu-

^{a)}Electronic mail: georg.gottwald@sydney.edu.au

^{b)}Electronic mail: I.Melbourne@warwick.ac.uk

for every continuous observable $v : \mathbb{R}^n \rightarrow \mathbb{R}$ and for all $x_0 \in B$.

Uniformly hyperbolic attractors have numerous strong statistical properties. In particular, they have exponential decay of correlations up to a finite cycle^{7,39,40}.

Definition 1.2 An attractor Λ with ergodic measure μ has *exponential decay of correlations* if there exists a constant $\gamma \in (0, 1)$ such that for all smooth $v, w : \mathbb{R}^n \rightarrow \mathbb{R}$ there is a $C > 0$ such that

$$\left| \int_{\Lambda} v w \circ f^n d\mu - \int_{\Lambda} v d\mu \int_{\Lambda} w d\mu \right| \leq C\gamma^n.$$

More generally, the attractor has *exponential decay of correlations (up to a finite cycle)* if there exists $k \geq 1$ and disjoint compact sets $\Lambda_1, \dots, \Lambda_k$ such that for all $i = 1, \dots, k$ it is the case that $f(\Lambda_i) = \Lambda_{i+1}$ (with $k+1 = 1$) and $f^k : \Lambda_i \rightarrow \Lambda_i$ has exponential decay of correlations.

From now on, we omit the words “up to a finite cycle” and speak simply of exponential decay of correlations. The SRB measure μ on a uniformly hyperbolic attractor enjoys this property and it suffices that v and w are Lipschitz (or even Hölder, in which case the constant γ depends on the Hölder class). There are numerous other statistical properties such as central limit theorems that hold for uniformly hyperbolic attractors. These are described in a more general setting below.

Remark 1.3 Decay of correlations for uniformly hyperbolic (even Anosov) flows is rather less well understood. Only partial results exist^{10–12,24}; however statistical limit laws such as central limit theorems and invariance principles remain valid for uniformly hyperbolic flows^{9,32,37}.

Smale conjectured (see for example Section 2.5 in Palis³⁵) that for typical dynamical systems (typical in the sense of C^r open and dense, $r \geq 1$) periodic sinks and uniformly hyperbolic attractors comprise the full range of possibilities. This conjecture turned out to be false, and moreover the notion of typicality turned out to be inadequate even in situations where the conjecture holds (see for example items (i)–(iii) below). Over the last 40–50 years, numerous examples have arisen that make it necessary to enlarge the notions of being very regular or very chaotic.

- (i) KAM tori with quasiperiodic dynamics are non-robust in a topological sense (they are destroyed by C^r small perturbations,) but they are unavoidable in a probabilistic sense (the set of parameters that give rise to KAM tori has large measure). For dissipative systems a similar phenomenon arises in Naimark-Sacker bifurcation from a periodic solution.
- (ii) The logistic map (see Section 3 for more details) is a one-parameter family of one-dimensional maps.

For each value of the parameter there is a unique attractor that attracts almost every trajectory. For an open and dense set of parameters, the attractor is a periodic sink. However, Jakobson²³ showed that the complementary set of parameters has positive measure. More recently, Lyubich²⁸ proved that almost every parameter in this complementary set satisfies the so-called Collet-Eckmann condition⁸ and hence constitutes strongly chaotic (though not uniformly hyperbolic) dynamics.

- (iii) Hénon-like attractors²² arise near quadratic homoclinic tangencies^{5,33} and are strongly chaotic⁶. These are again unavoidable in a probabilistic sense.
- (iv) Geometric Lorenz attractors are topologically robust but nonuniformly hyperbolic examples of strongly chaotic systems^{1,21,43}. Tucker⁴² showed that these include the classical Lorenz attractor²⁶.

The strongly chaotic attractors mentioned above – uniformly hyperbolic, Collet-Eckmann, Hénon-like, (geometric) Lorenz – have the common property that they are modelled by a Young tower with exponential tails as introduced by Young⁴⁴. (For Lorenz attractors, it is the Poincaré map that is modelled by a Young tower.) Roughly stated, a dynamical system $f : \Lambda \rightarrow \Lambda$ is modelled by a Young tower with exponential tails if there exists a set $Y \subset \Lambda$ with return time function $\tau : Y \rightarrow \mathbb{Z}^+$ (not necessarily the first return time) and return map $F = f^\tau : Y \rightarrow Y$ such that (i) F is uniformly hyperbolic, and (ii) the likelihood of a large return time τ is exponentially small.

Numerous strong statistical properties have been proved for such attractors modelled by Young towers: existence of an SRB measure, exponential decay of correlations and central limit theorems⁴⁴, large deviation principles^{31,38}, Berry-Esséen estimates and local limit theorems¹⁹, invariance principles^{20,30,32}. There is also an enlarged class of attractors⁴⁵ that possess polynomial decay of correlations; where this decay is summable the above statistical properties apply.

In a sense that can be made precise, there is an equivalence between the existence of a Young tower and strong statistical properties². This observation uses the work of Alves *et al.*³ and Melbourne & Nicol³¹.

Since there are good reasons for hoping (if not believing) that most attractors are either highly regular or enjoy strong statistical properties, and in the absence of convincing counterexamples, one possibility is to define strongly regular attractors to be the periodic and quasiperiodic ones, and strongly chaotic attractors to be the ones modelled by a Young tower with exponential tails. This leads naturally to the following deliberately imprecise conjecture.

Conjecture 1.4 Typically (in a sense that we do not make precise), the attractors for smooth dynamical systems fall into one of the following two classes:

- (a) Regular dynamics: Λ is a periodic or quasiperiodic sink.
- (b) Chaotic dynamics: Λ is modelled by a Young tower with exponential tails.

(In the case of flows, this statement is at the level of the Poincaré map.)

A precise conjecture would require a precise definition of “typically”, probably leading to the failure, though not necessarily the relevance, of the conjecture.

A test for Conjecture 1.4

Although it is hard to see how to test directly for Conjecture 1.4, there are certain implications that can be tested numerically. Suppose that Λ is an attractor for a map or diffeomorphism $f : \mathbb{R}^n \rightarrow \mathbb{R}^n$ and that μ is an ergodic invariant measure on Λ . Let $v : \mathbb{R}^n \rightarrow \mathbb{R}$ be a smooth observable. Recall that the power spectrum $S : [0, 2\pi] \rightarrow [0, \infty)$ is given by

$$S_\omega = \lim_{n \rightarrow \infty} \frac{1}{n} S_\omega(n), \quad S_\omega(n) = \int_\Lambda \left| \sum_{j=0}^{n-1} e^{ij\omega} v \circ f^j \right|^2 d\mu.$$

Since $S_{2\pi-\omega} = S_\omega$ we restrict from now on to the interval $[0, \pi]$.

The following dichotomy was established by Melbourne & Gottwald²⁹.

Theorem 1.5 *Let Λ be a periodic or quasiperiodic sink, or an attractor modelled by a Young tower with exponential tails for a smooth map $f : \mathbb{R}^n \rightarrow \mathbb{R}^n$. Suppose that μ is the SRB measure on Λ . Let $v : \mathbb{R}^n \rightarrow \mathbb{R}$ be a C^∞ observable. Typically,*

- (a) *In the periodic/quasiperiodic case, $S_\omega = 0$ almost everywhere. Moreover,*

$$K_\omega = \lim_{n \rightarrow \infty} \log S_\omega(n) / \log n = 0$$

for all but finitely many $\omega \in [0, \pi]$.

- (b) *In the Young tower case, there is a constant $s_0 > 0$ such that $S_\omega \geq s_0$ for all but finitely many values of ω . In particular,*

$$K_\omega = \lim_{n \rightarrow \infty} \log S_\omega(n) / \log n = 1$$

for all but finitely many $\omega \in [0, \pi]$.

Remark 1.6 Often in the physics literature, regular and chaotic dynamics is distinguished in terms of the power spectrum¹⁴. Broadband power spectrum (where there exists an interval or at least a set of positive measure on which S_ω is positive) is seen as being the signature of chaotic dynamics.

The dichotomy in Theorem 1.5 is significantly stronger. In case (a), we are requiring that $S_\omega(n)$ grows slower than any polynomial rate. In contrast, the requirement that $S_\omega = 0$ is compatible with values of K_ω anywhere in $[0, 1]$. For example, if $S_\omega(n)$ grows like $n/\log n$, then $S_\omega = 0$ but $K_\omega = 1$.

In case (b), the power spectrum is positive and bounded away from zero for all but finitely many points, which is rather more than claiming broadband spectrum.

Based on Theorem 1.5, our conjecture can be tested as follows. Consider a parameterized family of smooth dynamical systems, with parameter $a \in \mathbb{R}$. For each fixed value of a , compute the family of limits S_ω and check whether they are almost all zero or almost all one. Such a test can be carried out numerically by taking values of a and ω that are reasonably dense and estimating the growth rate of $S_\omega(n)$.

Remark 1.7 A slightly weaker version of the conjecture would be to include Young towers with polynomial tails (rather than only those with exponential tails). Our test does not distinguish between these situations. However, we do not know of any persistent examples in smooth dynamics where an attractor is modelled by a Young tower with subexponential tails, but not by a Young tower with exponential tails.

There are similarities and differences between the test proposed above and the 0–1 test for chaos^{15–18}. The 0–1 test is optimised to work with limited amounts of data. In particular, taking the median value of K_ω for 100 randomly chosen values of ω greatly accelerates the convergence of the test. The test described in this paper is a much more stringent examination of the dichotomy in Conjecture 1.4 but requires much more data. Even for the logistic map, the refined test in this paper requires enormous amounts of data that would be impractical in the 0–1 test for chaos.

Our conjecture is related to the Palis conjecture and to the Gallavotti-Cohen chaotic hypothesis.

Palis conjecture. As already mentioned, Smale’s conjecture regarding the ubiquity of periodic sinks and uniformly hyperbolic attractors turned out to be false. Hence it became necessary to formulate a weakened statement. Over the years, Palis gave a number of conjectures in this direction; we refer to the original work by Palis^{34–36} for statements of these conjectures (rather more precise than ours!) and progress towards their verification.

The emphasis in the Palis conjectures is global, focusing on (i) the finitude of attractors possessing SRB measures, with the property that the union of their basins accounts for a set of initial conditions of full measure, and (ii) the stability of these attractors under perturbations. Our conjecture is more local since we have said nothing about the finitude of attractors, nor their stability under perturbations. However, for typical attractors

taken on their own, we make stronger statements about their statistical properties.

Gallavotti-Cohen chaotic hypothesis. The chaotic hypothesis¹³ proposes that chaotic systems should be considered as Anosov systems for practical purposes. Since the property of part (b) of Theorem 1.5 is certainly valid for Anosov systems, our numerical test can be viewed as a test also of the chaotic hypothesis.

The remainder of the paper is organised as follows. In Section 2, we describe how to test parametrized families of dynamical systems for their conformity to Conjecture 1.4. In Section 3, we carry out this test for the logistic map. This provides a benchmark for our test since the conjecture is known to be valid by Lyubich²⁸. In Section 4, we carry out the test for the 40-dimensional Lorenz-96 system, which is regarded as highly important in meteorological studies, and which is far beyond the current understanding of rigorous dynamical systems theory. Nevertheless, the numerical results for Lorenz-96 are similar to those for the logistic map except for the amount of data required for convergence. We conclude with a brief summary in Section 5.

2. THE NUMERICAL TEST

Consider a smooth family of maps $f_a : \mathbb{R}^n \rightarrow \mathbb{R}^n$ where $a \in \mathbb{R}$ is a parameter. For convenience, we assume that all trajectories are bounded.

Suppose that $a \in \mathbb{R}$ and that $\Lambda \subset \mathbb{R}^n$ is an attractor for f_a . For values of ω chosen randomly from $[0, \pi]$ we compute K_ω as defined in Theorem 1.5. Then according to Conjecture 1.4 and Theorem 1.5 we anticipate that K_ω takes the constant value 0 or 1 independent of ω (for all but finitely many ω).

To carry out this procedure numerically, we note that computing $S_\omega(n)$ directly is unfeasible since Λ (and μ) are not given. However, by the ergodic theorem, for μ -almost every $x_0 \in \Lambda$,

$$S_\omega(n) = \lim_{J \rightarrow \infty} \frac{1}{J} \sum_{j=0}^{J-1} |p_\omega(j+n) - p_\omega(j)|^2, \quad (2.1)$$

where

$$p_\omega(n) = \sum_{\ell=0}^{n-1} e^{i\ell\omega} v(f_a^\ell x_0). \quad (2.2)$$

Moreover, assuming the conjecture, typically μ can be taken to be an SRB measure and x_0 can be chosen from a set of positive Lebesgue measure.

Equally, assuming the conjecture, typically $x_0 \in \mathbb{R}^n$ lies in the basin of an attractor Λ (depending on x_0 and a) and $S_\omega(n)$ can be computed using (2.1) and (2.2). From this $K_\omega = \lim_{n \rightarrow \infty} \log S_\omega(n) / \log n$ can be computed. Again, if Conjecture 1.4 is valid, then for typical

f_a and x_0 it should be the case that K_ω takes the constant value either 0 or 1 independent of ω (for all but finitely many ω).

There are some finite computation issues that need to be addressed. The most crucial one is that the definition of K_ω involves a double limit, first as $J \rightarrow \infty$ and then as $n \rightarrow \infty$. We will ignore this issue to begin with and return to it at the end of the section.

To implement the test, we take as initial condition $x_0 = f^{1000} x_1$ where x_1 is chosen at random and fixed throughout. (Neglecting this transient of 1000 iterates is not strictly necessary but speeds up the calculations.) A finite but reasonably dense set of parameters a is specified. For each value of a , we compute K_ω for 100 (say) randomly chosen values of $\omega \in [0, \pi]$. Given the finiteness of the data, it is necessary to specify small open intervals I_0 and I_1 containing 0 and 1 respectively, such that $K_\omega \in I_r$ is viewed as an r for $r = 0, 1$. Define

$$\begin{aligned} M_0 &= \#\{\omega : K_\omega \in I_0\}, \\ M_1 &= \#\{\omega : K_\omega \in I_1\}, \\ M_u &= \#\{\omega : K_\omega \notin I_0 \cup I_1\}, \end{aligned}$$

with $M_0 + M_1 + M_u = 100$. (Here u stands for undecided.) As K_ω is computed with greater and greater precision, a consequence of the conjecture is that either $M_0 \rightarrow 100$ or $M_1 \rightarrow 100$. An implication that is easier to test for is that

$$M_u \rightarrow 0 \quad \text{and} \quad \min\{M_0, M_1\} \rightarrow 0.$$

The numerical test that we propose can now be stated more precisely. We make three choices of intervals

$$(i) \quad I_0 = (-0.1, 0.3), \quad I_1 = (0.7, 1.1).$$

$$(ii) \quad I_0 = (-0.1, 0.2), \quad I_1 = (0.8, 1.1).$$

$$(iii) \quad I_0 = (-0.1, 0.1), \quad I_1 = (0.9, 1.1).$$

For each of these choices, we take A equally spaced values of the parameter a and 100 values of $\omega \in [0, \pi]$ chosen at random. (The value of A will depend on the length of the range of interesting parameters for the dynamical system.) Then we analyse the convergence to zero of the following four quantities as the limit $J \rightarrow \infty$ and $n \rightarrow \infty$ is approached:

$$\begin{aligned} Q_u &= \sum_a M_u, \\ Q'_u &= \#\{a : M_u > 10\}, \end{aligned}$$

and

$$\begin{aligned} Q_{\min} &= \sum_a \min\{M_0, M_1\}, \\ Q'_{\min} &= \#\{a : \min\{M_0, M_1\} > 10\}. \end{aligned}$$

The quantity $Q_u \in \{0, 1, \dots, 100A\}$ denotes the total number of values of ω and parameter values a for which the value of K is undecided (i.e. it lies outside $I_0 \cup I_1$), whereas the quantity $Q'_u \in \{0, 1, \dots, A\}$ denotes the

number of parameter values for which K_ω is undecided for more than 10% of the choices of ω . Similarly for Q_{\min} and Q'_{\min} with the number of undecideds replaced for each a by the minimum of the number of 0s and the number of 1s.

Our choices for the intervals I_0 and I_1 around 0 and 1 are somewhat arbitrary; if the conjecture is true than eventually the four quantities Q_u , Q'_u , Q_{\min} , Q'_{\min} will reach zero, regardless. The amount of data to achieve this depends on the choice of intervals, but this dependence is not relevant for Conjecture 1.4. On the other hand, our numerical experiments indicate that K_ω very quickly lies between 0 and 1 (within a small error), and we have chosen the sharper lower limit -0.1 for I_0 and upper limit 1.1 for I_1 with this in mind.

We note that the convergence to zero need not be monotone. For example, suppose that a parameter value a yields a chaotic attractor of class (b), so that eventually $M_0 = 0$ and $M_1 = 100$. If the convergence is sufficiently slow, then it is possible that $M_0 = 95$ and $M_1 = 5$ (say) for N too small. For moderate values of N , the situation might improve to $M_0 = 15$, $M_1 = 85$. In this case, the parameter a contributes adversely to Q_{\min} , for N moderate but not for N small. An example of this is shown in Figure 2 where the number of outliers for Q'_{\min} increases from zero to one as N increases within the range of our experiment.

The double limit

As promised, we discuss the issues regarding the double limit in the formula

$$K_\omega = \lim_{n \rightarrow \infty} \lim_{J \rightarrow \infty} \log \left(\frac{1}{J} \sum_{j=0}^{J-1} |p_\omega(j+n) - p_\omega(j)|^2 \right) / \log n.$$

Under certain conditions, it should be possible to prove that for any $\tau \in (0, 1)$,

$$K_\omega = \lim_{J \rightarrow \infty} \log \left(\frac{1}{J} \sum_{j=0}^{J-1} |p_\omega(j+J^\tau) - p_\omega(j)|^2 \right) / \log J^\tau. \tag{2.3}$$

However, there is no way to tell how large J needs to be for a given τ to be effective, rendering formula (2.3) unsuitable for a numerical test. We follow the simpler route of replacing J^τ by δJ where δ is a small constant (depending on the family of dynamical systems). By inspection for a few randomly chosen values of a and ω , we check that δ is sufficiently small for the range of n used in the numerical test. In Sections 3 and 4, we verify that $\delta = 0.01$ suffices for the logistic map and the Lorenz-96 system, respectively.

Suppose that N denotes the number of iterates available for the numerics, so we have computed $f_a^j x_0$ for $j = 0, \dots, N-1$. Then $S_\omega(n)$ can be computed for $n = 0, 1, \dots, \delta N$ and we can use $\log S_\omega(\delta N) / \log \delta N$ as an estimate for K_ω .

Speeding up the test

We have already mentioned that taking a short transient (say 1000 iterates) speeds up the convergence in the test. There are further devices for speeding up the test that we observed while developing the 0–1 test for chaos.

First, it is useful to define the modified mean square displacement^{17,18}

$$D_\omega^0(n) = S_\omega(n) - \left(\int_\Lambda v d\mu \right)^2 \frac{1 - \cos n\omega}{1 - \cos \omega}.$$

Note that $\int_\Lambda v d\mu = \lim_{n \rightarrow \infty} \frac{1}{n} \sum_{j=0}^{n-1} v(f^j x_0)$ can be computed using the ergodic theorem, and that $K_\omega = \lim_{n \rightarrow \infty} \log D_\omega^0(n) / \log n$. For Young towers with exponential tails that are mixing, it was proved that the convergence as $n \rightarrow \infty$ is now uniform in ω ¹⁸. Even in the nonmixing case, numerics¹⁸ show this to be a useful modification. To avoid taking logarithms of negative numbers, we set $D_\omega(n) = D_\omega^0(n) + C$ where $C = \max_{k=1, \dots, \delta N} |D_\omega^0(k)|$. (Since C is a constant once the amount of data is specified, the growth rate in n is unchanged.) Then we replace $S_\omega(n)$ by $D_\omega(n)$ in all the formulas.

Second, to make more efficient use of the data, we compute $D_\omega(n)$ for all $n \leq \delta N$ and perform linear regression on $\log D_\omega(n)$ plotted against $\log n$ (cf. Gottwald & Melbourne^{15,17}).

3. LOGISTIC MAP

The logistic map, or quadratic family, $f_a(x) = ax(1-x)$, $0 \leq a \leq 4$, is a convenient example to begin with since it is very well understood. For each value of a , there is a unique attractor $\Lambda \subset [0, 1]$. For an open and dense set of parameters $a \in P \subset [0, 4]$, the attractor Λ is a periodic sink. However, Jakobson²³ (see also Benedicks & Carleson⁴) proved that $\text{Leb}(P) < 4$. By Lyubich²⁸ for almost every $a \in [0, 4] \setminus P$, the Collet-Eckmann condition⁸ holds, and this implies the existence of a Young tower with exponential tails (see Theorem 7 in Young⁴⁴). Hence Conjecture 1.4 is valid for this family.

We confine our numerics to the parameter range $3.5 \leq a \leq 4$ since $[0, 3.5] \subset P$ and corresponds entirely to periodic sinks of low period (at most period 4).

The first step is to determine a suitable value of δ . To achieve this, we chose various values of $a \in [3.5, 4]$ and $\omega \in [0, 2\pi]$ at random and plotted $\log D_\omega(n)$ against $\log n$ for various ranges of $n = 1, \dots, N$. Theorem 1.5 implies that the graph should be linear, but in practice given N iterates of the dynamical system, the graph is linear only up to a certain point. A typical example is shown in Figure 1. (The graphs for different choices of N need not coincide for a given n since the averaging in (2.1) is over a different range. The strange (and inconsistent) behaviour for large n confirms that there is insufficient averaging once n is too large relative to N .) It is evident from

the graphs that $\delta = 0.1$ is too large, whereas $\delta = 0.01$ is comfortably within the linear range. Our experiments with various choices of a and ω confirm that $\delta = 0.01$ is a safe choice for the entire range of values of a , ω and N in our numerical test. From now on we fix this value of δ for the logistic map.

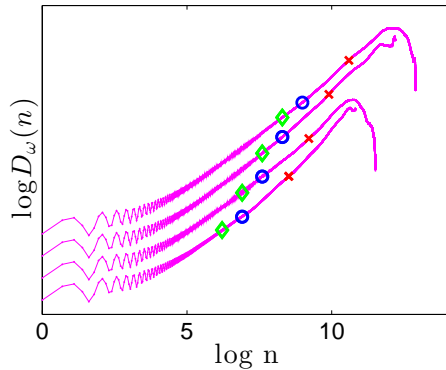


FIG. 1. Graph of $\log D_\omega(n)$ against $\log n$ for the logistic map with $a = 3.6022$ and $\omega = 1.9418$. We take $n = 1, \dots, N$ with $N = 50,000$, $N = 100,000$, $N = 200,000$, $N = 400,000$. The various ranges used for the linear regression are marked by green diamonds for $\delta = 0.01$, blue circles for $\delta = 0.02$ and red crosses for $\delta = 0.1$. The four graphs are spaced apart vertically so that they can be seen separately, with $N = 50,000$ at the bottom, up to $N = 400,000$ at the top.

Our numerical results for the logistic map are shown in Figure 2. The results are consistent with the theory, based on Lyubich²⁸, which dictates that the four quantities Q_u , Q_{\min} , Q'_u , Q'_{\min} converge to zero as $N \rightarrow \infty$. However, it is also clear that there are a handful of cases that are converging very slowly, with little appreciable improvement from $N = 100,000$ to $N = 500,000$. It is well-known that the onset of chaos near $a \approx 3.57$ leads to very slow convergence in any numerical method for distinguishing regular and chaotic dynamics. Nevertheless, by²⁸ we know that the conjecture is true for this example, so the difficulty is not with the conjecture itself, but with the numerical verification of the conjecture. Understanding these limitations to this (or any) numerical test is instructive when applying it to examples where there is no proof of convergence.

To this end, it is useful to first contrast these results with the 0–1 test for chaos which uses the median value of $K(\omega)$, and hence converges very quickly for most values of the parameter a , see Figure 3. The problematic parameters are indeed the ones near the onset of chaos $a \approx 3.57$ and also near the first periodic window $a \approx 3.63$. It is noteworthy that the onset of chaos after the large period 3 window near $a \approx 3.83$ does not cause a problem. (Of course, periodic windows are dense but at this level of resolution, where a is increased in increments of 0.01, there are only three periodic windows.)

It is easily verified that the eventually slow convergence in Figure 2 is entirely connected with the rare problem-

atic parameters indicated in Figure 3. In particular, a relatively small number of outliers persist for a very large number of iterates. This is illustrated in Figure 4, where the number of undecided values M_u is shown as a function of the parameter a for a range of iterates N . It is shown that by the time we reach $N = 500,000$ iterates, the nonconvergence of the four quantities in Figure 2 is due almost entirely to two values of the parameter, $a = 3.58$ and $a = 3.59$.

4. LORENZ-96 MODEL

In this section, we consider the Lorenz-96 model

$$\frac{dx_i}{dt} = x_{i-1}(x_{i+1} - x_{i-2}) - x_i + a \quad \text{with } i = 1, \dots, m, \quad (4.1)$$

where $x_0 = x_m$. This system of ordinary differential equations was first introduced by Lorenz as an idealised model for midlatitude atmospheric dynamics^{25,27}. We consider the case $m = 40$ with the parameter a varying in the interval $[3, 7]$ in increments of 0.1. Throughout, we integrate the system using a time step of 0.0005 and record, after an initial transient of 10,000 time steps, N data points after each 1000 time steps. As an observable we take $\phi = x_1$, so $\phi(n) = x_1(t)$ with $t = 0.5n$.

In Figure 5 we show that again a value of $\delta = 0.01$ is a conservative choice for the determination of possible linear behaviour of the mean-square displacement. Note that the adequacy of $\delta = 0.01$ increases with the total number of iterates N .

Our numerical results for the Lorenz-96 model are shown in Figure 6. The results are consistent with Conjecture 1.4 that the four quantities Q_u , Q_{\min} , Q'_u , Q'_{\min} converge to zero as $N \rightarrow \infty$. Indeed, the results in Figure 6 are comparable to those in Figure 2 for which there was a rigorous convergence proof. The main noticeable difference is the speed of convergence since we have used 6 times the amount of data, but that is not surprising given the increase from one dimension to 40 dimensions and the passage from discrete to continuous time.

Again, it is also clear that there are only a few parameter values for which the convergence is slow. As with the logistic map, this can be compared with the corresponding results for the more quickly convergent 0–1 test for chaos, see Figure 7, as well as the number of outliers in Figure 8.

5. SUMMARY

We have formulated a conjecture on the nature of attractors of typical dynamical systems. Our Conjecture 1.4 states that typical dynamical systems are either regular, i.e. periodic or quasi-periodic, or strongly chaotic in the sense that they enjoy good statistical properties

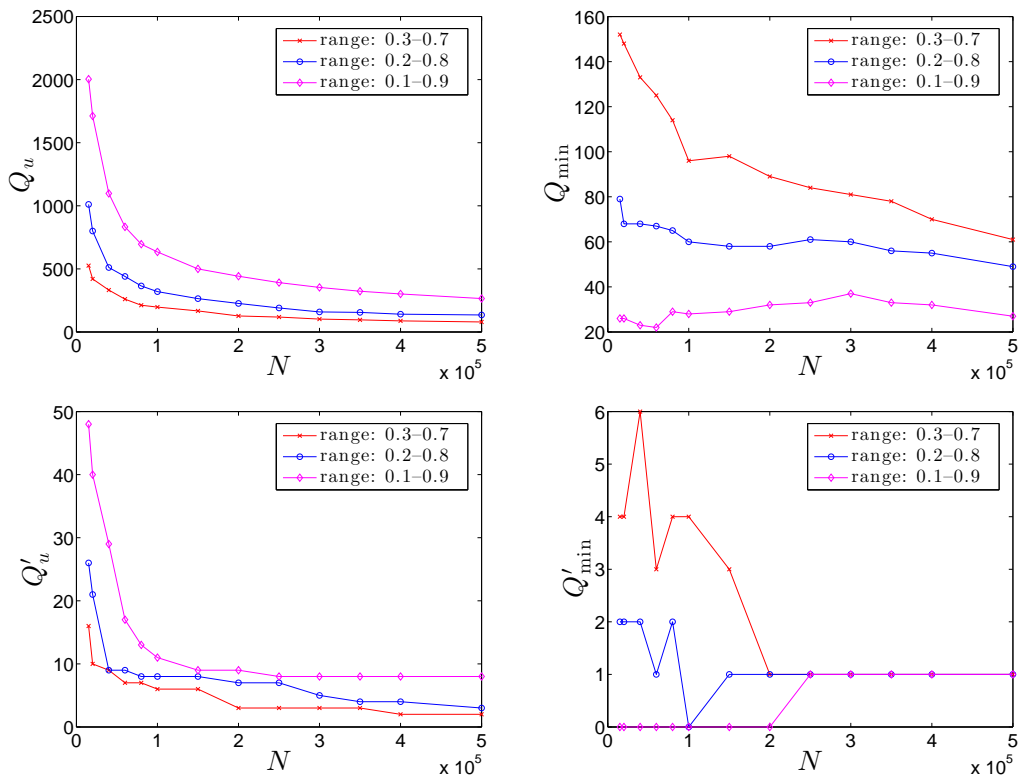


FIG. 2. Graphs of Q_u , Q_{\min} , Q'_u , Q'_{\min} against the number of iterates N for the logistic map. In each case the results are shown for the three choices (i) $I_0 = (-0.1, 0.3)$, $I_1 = (0.7, 1.1)$, red crosses; (ii) $I_0 = (-0.1, 0.2)$, $I_1 = (0.8, 1.1)$, blue circles; (iii) $I_0 = (-0.1, 0.1)$, $I_1 = (0.9, 1.1)$, magenta diamonds.

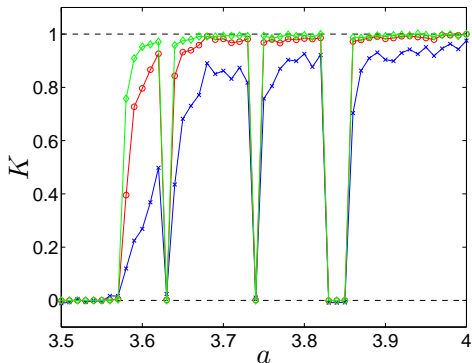


FIG. 3. The median value of $K(\omega)$ plotted against the parameter a for the logistic map. Blue crosses: $N = 10,000$ iterates. Red circles: $N = 100,000$ iterates. Green diamonds: $N = 500,000$ iterates.

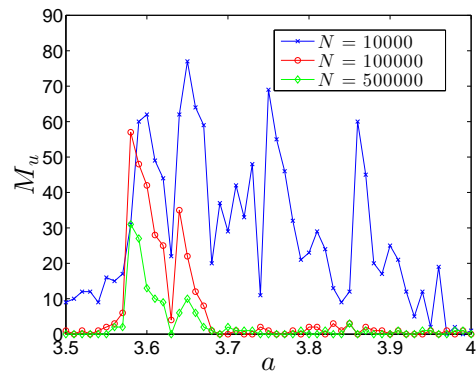


FIG. 4. Graph of the percentage M_u of undecided values of ω plotted against the parameter a for the logistic map, using the range (ii) $I_0 = (-0.1, 0.2)$, $I_1 = (0.8, 1.1)$ throughout. Blue crosses: $N = 10,000$ iterates. Red circles: $N = 100,000$ iterates. Green diamonds: $N = 500,000$ iterates.

such as existence of SRB measures, exponential decay of correlations, large deviation principles and central limit laws.

Certain implications of Conjecture 1.4 can be tested numerically and we have devised a numerical test accordingly. The logistic map (for which a rigorous theory exists²⁸) was used as a benchmark for discussing vari-

ous practical issues regarding the implementation of the test. We then proceeded to the 40-dimensional Lorenz-96 system (for which no rigorous theory is available) and showed convincing evidence that the conjecture is true also in such more complex situations.

In our numerical experiments, we have opted to fix a

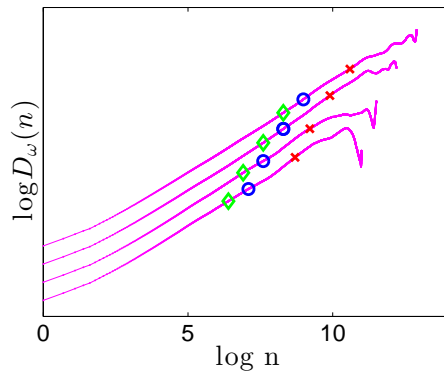


FIG. 5. Graph of $\log D_\omega(n)$ against $\log n$ for the Lorenz-96 system with $a = 6.2$ and $\omega = 0.6283$. We take $n = 1, \dots, N$ with $N = 50,000$, $N = 100,000$, $N = 200,000$, $N = 400,000$. The various ranges used for the linear regression are marked by green diamonds for $\delta = 0.01$, blue circles for $\delta = 0.02$ and red crosses for $\delta = 0.1$. The four graphs are spaced apart vertically so that they can be seen separately, with $N = 50,000$ at the bottom, up to $N = 400,000$ at the top.

randomly chosen initial condition x_1 and then varied the parameter a . The initial condition could also be varied, thereby possibly enlarging the class of examples used for testing the conjecture. However, for the logistic map this would not add anything new since it is known that there is a unique attractor for each value of a . For the Lorenz-96 system, there is no such uniqueness result, but since we are using the logistic map as a benchmark, it makes sense to keep the two implementations of the test as similar as possible. (As explained in our discussion of the Palis conjecture in the introduction, it is not our aim to explore issues such as the number of coexisting attractors for a fixed parameter a . Rather, we are exploring the nature of all attractors for typical initial conditions, for typical dynamical systems.)

The main focus in this paper has been on discrete-time dissipative systems, but the conjecture applies equally to continuous time systems and to Hamiltonian systems. For the latter, where the notion of attractor does not make sense, the conjecture would explore instead the nature of the typical asymptotic dynamics (ω -limit sets) for typical initial conditions.

ACKNOWLEDGMENTS

The research of GAG was supported by the Australian Research Council; the research of IM was supported in part by the European Advanced Grant StochExtHomog (ERC AdG 320977).

¹Afraïmovič, V. S., Bykov, V. V., and Silnikov, L. P., “The origin and structure of the Lorenz attractor,” *Dokl. Akad. Nauk SSSR* **234**, 336–339 (1977)

²Alves, J. F., Freitas, J. M., Luzzatto, S., and Vaienti, S., “From

rates of mixing to recurrence times via large deviations,” *Adv. Math.* **228**, 1203–1236 (2011)

³Alves, J. F., Luzzatto, S., and Pinheiro, V., “Lyapunov exponents and rates of mixing for one-dimensional maps,” *Ergodic Theory Dynam. Systems* **24**, 637–657 (2004)

⁴Benedicks, M. and Carleson, L., “On iterations of $1 - ax^2$ on $(-1, 1)$,” *Ann. of Math.* **122**, 1–25 (1985)

⁵Benedicks, M. and Carleson, L., “The dynamics of the Hénon map,” *Ann. of Math.* **133**, 73–169 (1991)

⁶Benedicks, M. and Young, L.-S., “Markov extensions and decay of correlations for certain Hénon maps,” *Astérisque* **261**, 13–56 (2000)

⁷Bowen, R., *Equilibrium States and the Ergodic Theory of Anosov Diffeomorphisms*, Lecture Notes in Math., Vol. 470 (Springer, Berlin, 1975)

⁸Collet, P. and Eckmann, J.-P., “Positive Liapunov exponents and absolute continuity for maps of the interval,” *Ergodic Theory Dynam. Systems* **3**, 13–46 (1983)

⁹Denker, M. and Philipp, W., “Approximation by Brownian motion for Gibbs measures and flows under a function,” *Ergodic Theory Dynam. Systems* **4**, 541–552 (1984)

¹⁰Dolgopyat, D., “On the decay of correlations in Anosov flows,” *Ann. of Math.* **147**, 357–390 (1998)

¹¹Dolgopyat, D., “Prevalence of rapid mixing in hyperbolic flows,” *Ergodic Theory Dynam. Systems* **18**, 1097–1114 (1998)

¹²Field, M. J., Melbourne, I., and Török, A., “Stability of mixing and rapid mixing for hyperbolic flows,” *Ann. of Math.* **166**, 269–291 (2007)

¹³Gallavotti, G. and Cohen, E. G. D., “Dynamical ensembles in stationary states,” *J. Statist. Phys.* **80**, 931–970 (1995)

¹⁴Gollub, J. P. and Swinney, H. L., “Onset of turbulence in a rotating fluid,” *Phys. Rev. Lett.* **35**, 927–930 (1975)

¹⁵Gottwald, G. A. and Melbourne, I., “A new test for chaos in deterministic systems,” *Proc. R. Soc. London A* **460**, 603–611 (2004)

¹⁶Gottwald, G. A. and Melbourne, I., “Testing for chaos in deterministic systems with noise,” *Physica D* **212**, 100–110 (2005)

¹⁷Gottwald, G. A. and Melbourne, I., “On the implementation of the 0-1 test for chaos,” *SIAM J. Appl. Dyn. Syst.* **8**, 129–145 (2009)

¹⁸Gottwald, G. A. and Melbourne, I., “On the validity of the 0-1 test for chaos,” *Nonlinearity* **22**, 1367–1382 (2009)

¹⁹Gouëzel, S., “Berry-Esseen theorem and local limit theorem for non uniformly expanding maps,” *Ann. Inst. H. Poincaré Probab. Statist.* **41**, 997–1024 (2005)

²⁰Gouëzel, S., “Almost sure invariance principle for dynamical systems by spectral methods,” *Ann. Probab.* **38**, 1639–1671 (2010)

²¹Guckenheimer, J. and Williams, R. F., “Structural stability of Lorenz attractors,” *Inst. Hautes Études Sci. Publ. Math.* **50**, 59–72 (1979)

²²Hénon, M., “A two-dimensional mapping with a strange attractor,” *Comm. Math. Phys.* **50**, 69–77 (1976)

²³Jakobson, M. V., “Absolutely continuous invariant measures for one-parameter families of one-dimensional maps,” *Comm. Math. Phys.* **81**, 39–88 (1981)

²⁴Liverani, C., “On contact Anosov flows,” *Ann. of Math.* **159**, 1275–1312 (2004)

²⁵Lorenz, E., “Predictability — a problem solved,” in *Predictability*, edited by T. Palmer (European Centre for Medium-Range Weather Forecast, Shinfield Park, Reading, 1996)

²⁶Lorenz, E. D., “Deterministic nonperiodic flow,” *J. Atmosph. Sci.* **20**, 130–141 (1963)

²⁷Lorenz, E. N. and Emanuel, K. A., “Optimal sites for supplementary weather observations: simulation with a small model,” *Journal of the Atmospheric Sciences* **55**, 399–414 (1998)

²⁸Lyubich, M., “Almost every real quadratic map is either regular or stochastic,” *Ann. of Math.* **156**, 1–78 (2002)

²⁹Melbourne, I. and Gottwald, G. A., “Power spectra for deterministic chaotic dynamical systems,” *Nonlinearity* **21**, 179–189 (2008)

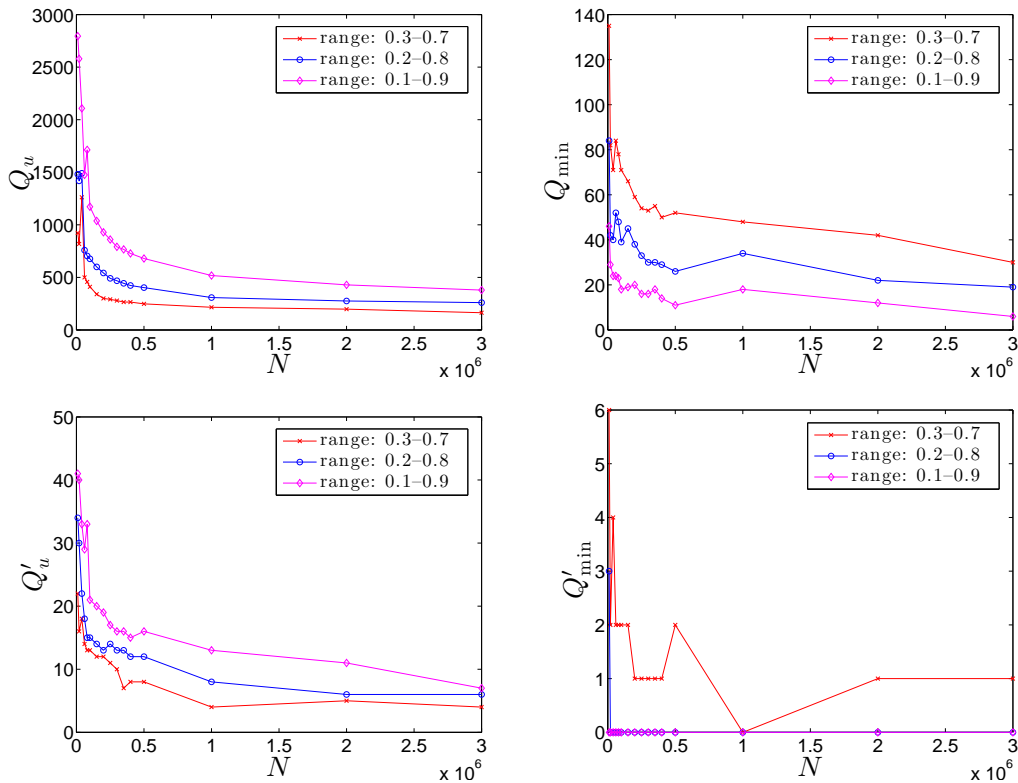


FIG. 6. Graphs of Q_u , Q_{\min} , Q'_u , Q'_{\min} against the number of iterates N for the Lorenz-96 model. In each case the results are shown for the three choices (i) $I_0 = (-0.1, 0.3)$, $I_1 = (0.7, 1.1)$, red crosses; (ii) $I_0 = (-0.1, 0.2)$, $I_1 = (0.8, 1.1)$, blue circles; (iii) $I_0 = (-0.1, 0.1)$, $I_1 = (0.9, 1.1)$, magenta diamonds.

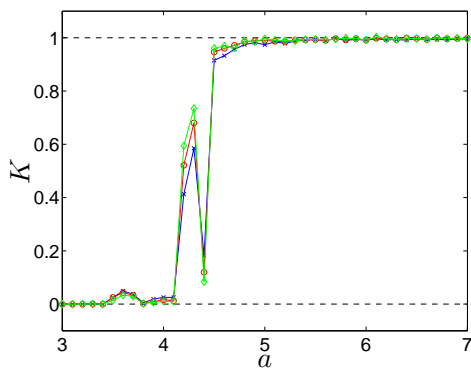


FIG. 7. The median value of $K(\omega)$ plotted against the parameter a for the Lorenz-96 model. Blue crosses: $N = 1,000,000$ iterates. Red circles: $N = 2,000,000$ iterates. Green diamonds: $N = 3,000,000$ iterates.

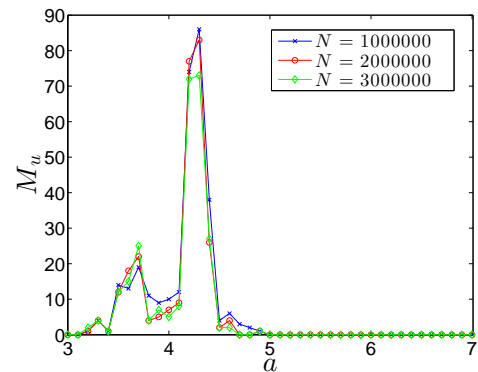


FIG. 8. Graph of the percentage M_u of undecided values of ω plotted against the parameter a for the Lorenz-96 model, using the range (ii) $I_0 = (-0.1, 0.2)$, $I_1 = (0.8, 1.1)$ throughout. Blue crosses: $N = 1,000,000$ iterates. Red circles: $N = 2,000,000$ iterates. Green diamonds: $N = 3,000,000$ iterates.

³⁰Melbourne, I. and Nicol, M., “Almost sure invariance principle for nonuniformly hyperbolic systems,” *Commun. Math. Phys.* **260**, 131–146 (2005)

³¹Melbourne, I. and Nicol, M., “Large deviations for nonuniformly hyperbolic systems,” *Trans. Amer. Math. Soc.* **360**, 6661–6676 (2008)

³²Melbourne, I. and Nicol, M., “A vector-valued almost sure invariance principle for hyperbolic dynamical systems,” *Ann. Probab-*

ility **37**, 478–505 (2009)

³³Mora, L. and Viana, M., “Abundance of strange attractors,” *Acta Math.* **171**, 1–71 (1993)

³⁴Palis, J., “A global view of dynamics and a conjecture on the denseness of finitude of attractors,” *Astérisque* **261**, 335–347 (2000)

- ³⁵Palis, J., “A global perspective for non-conservative dynamics,” *Ann. Inst. H. Poincaré Anal. Non Linéaire* **22**, 485–507 (2005)
- ³⁶Palis, J., “Open questions leading to a global perspective in dynamics,” *Nonlinearity* **21**, T37–T43 (2008)
- ³⁷Ratner, M., “The central limit theorem for geodesic flows on n -dimensional manifolds of negative curvature,” *Israel J. Math.* **16**, 181–197 (1973)
- ³⁸Rey-Bellet, L. and Young, L.-S., “Large deviations in non-uniformly hyperbolic dynamical systems,” *Ergodic Theory Dynam. Systems* **28**, 587–612 (2008)
- ³⁹Ruelle, D., *Thermodynamic Formalism*, Encyclopedia of Math. and its Applications, Vol. 5 (Addison Wesley, Massachusetts, 1978)
- ⁴⁰Sinaĭ, Y. G., “Gibbs measures in ergodic theory,” *Russ. Math. Surv.* **27**, 21–70 (1972)
- ⁴¹Smale, S., “Differentiable dynamical systems,” *Bull. Amer. Math. Soc.* **73**, 747–817 (1967)
- ⁴²Tucker, W., “A rigorous ODE solver and Smale’s 14th problem,” *Found. Comput. Math.* **2**, 53–117 (2002)
- ⁴³Williams, R. F., “The structure of Lorenz attractors,” *Inst. Hautes Études Sci. Publ. Math.* **50**, 73–99 (1979)
- ⁴⁴Young, L.-S., “Statistical properties of dynamical systems with some hyperbolicity,” *Ann. of Math.* **147**, 585–650 (1998)
- ⁴⁵Young, L.-S., “Recurrence times and rates of mixing,” *Israel J. Math.* **110**, 153–188 (1999)